



**MALMET (AUSTRALIA)
PTY LTD**

Head Office and Customer Service
ABN 95 001 717 791

9-11 McKay Avenue
PO Box 373
Leeton NSW 2705

Phone: +61 2 6953 7677
Email: info@malmet.com.au

Top Loading Washer Disinfector

For models:

**WDT2.1; WDT2; WDT3; WD2; WD3EB &
WD2E; WMT**



Spare Parts Catalogue

*Note: Due to Malmet's Policy of continuous product improvement;
design and technical specifications are subject to change without notice.*



Table of Contents

Layout – Front View	2
Layout – Rear View	3
Layout – Top View	4
Spare Parts	5


Note: Not all numbered parts listed in this catalogue are displayed on the Layout views.

In the interest of continued product improvement, MALMET (AUSTRALIA) reserves the right to alter specifications without notice. E. & O. E.


Text and illustration © Copyright MALMET (AUSTRALIA) 2020

All rights reserved. No part of this document may be reproduced or transmitted in any form or by any means, electronic or mechanical, including photocopying, recording or by an information storage and retrieval system, without prior permission in writing from Malmel (Australia)


Layout – Front View




















Layout – Rear View



Layout – Top View























#	Part Number	Description	Diagram	#	Part Number	Description	Diagram
	5-30-405SP	Min 5x - GROMMET RUBBER 1/2" A5 MINIMUM ORDER QTY 5			8-M00-81-268	COPPER ELEMENT BRIDGE	
	81-2025SP	ELEMENT 3.6KW VP130000		5	81-2095SP	HARNESS MAIN COMPLETE WDT2	
	81-2026SP	GASKET 3.6KW ELEMENT		24	81-2008SP	FLEX 3 CORE GREY 2.5MM	
18	81-2049SP	LIQUID LEVEL SWITCH		15	81-2120SP	ROCKER ON/OFF SWITCH ILLUMINATED GREEN	
23	81-9155SP	CHECK VALVE PHA 1" BSP BRASS FOR MACHINES CONVERTED TO HIGHER TEMP & MACHINES MANUFACTURED SINCE END OF JUNE 2003		14	81-2125SP	PUSH BUTTON ZB4-BA3 (CYCLE START) & BLOCK	
3	81-9331SP	ANODISED FRONT PANEL		11	81-2381SP	CIRCUIT BREAKER 4CB110/6	
3	81-9330SP	ANODISED FRONT PANEL SPECIAL WMT		19	81-2310SP	COIL METER ST-670	
	81-8015SP	RUBBER 'T' SECTION			81-2321SP	PILOT LAMP 15W CLEAR	
	81-2099SP	WDT/WDS - HOT WATER INLET SOLENOID 1 WAY			81-2400SP	DISPLAY/BIT SWITCH BOARD	

#	Part Number	Description	Diagram	#	Part Number	Description	Diagram
	8-K00-81-026SP	REED SWITCH (WITH WIRES)			811-2071SP	PROBE TEMPERATURE SENSOR	
	91-3130SP	TEMPERATURE PROBE - DUPLEX THERMISTORS			81-2405SP	TEMPERATURE PROBE (950MM LONG) & ¼" BRASS OLIVE	
8	91-3059SP	ELEMENT OVER TEMP SWITCH 115 °C		4	81-2410SP	HARNESS 1 – DISPLAY TO CONTROL BOARD	
6	81-2404SP	INTERCEPTOR PCBA CM11IC			81-2415SP	HARNESS 2 – DISPLAY TO BIT SWITCH	
	81-2306SP	PCB KIT WD2E	NO IMAGE AVAILABLE		81-2420SP	HARNESS 3 – MICRO, METER, START	
13	81-2439SP	CIRCUIT PCB (COMMON TO WDT2 SERIES)		7	81-2425SP	HARNESS 4 – CONTROL LEVEL PROBE	
	81-2460SP	CIRCUIT BOARD WMT	NO IMAGE AVAILABLE	12	81-2127SP	POWER RELAY T92P7D22-12	
	81-2308SP	Min 5x - CIRCUIT BOARD PILLAR-STANDOFF			81-2045SP	RELAY 30A	
	82-1161SP	PUMP BODY INLET HOUSING			8-2114SP	OTP WDT2.1 WMT (CM00WD18)	

#	Part Number	Description	Diagram	#	Part Number	Description	Diagram
	82-1196SP	Min 4x - MTS 5/32" x 2-1/2" R/HEAD MINIMUM ORDER QTY 4			811-4051SP	DOOR LOCK COMPLETE	
	82-2601SP	SOLENOID DOOR LOCK			81-4410SP	HOSE 1" X 1" BSP 45° HOSETAIL ELBOW	
	811-4030SP	MICRO SWITCH DISC		9	8-K00-81-046SP	WDT PUMP WASH COMPLETE (DW4-40)	
2	8-K00-81-021SP	DOOR LATCH COMPLETE		9	91-3014SP	PUMP DW4- 40 AQUAPLUS	
	8-K00-81-039SP	DRAIN PUMP ASSEMBLY			81-4415SP	HOSETAIL SS 43MM X 1¼" BSP P3 DAVEY CONVERSION - HOSES NO. 6 & 7, PLUS HOSETAIL 43MM AND HOSETAIL 1" REQUIRED.	
	81-1093SP	MOTOR 52D004- 02A (DRAIN PUMP)			81-4420SP	HOSETAIL SS 1¼ X 1" BSP P3 DAVEY CONVERSION - HOSES NO. 6 & 7, PLUS HOSETAIL 43MM AND HOSETAIL 1" REQUIRED.	
	82-1191SP	PUMP BODY OUTLET HOUSING			91-4082SP	PUMP SEAL KIT DW4-40	
	82-1194SP	PUMP IMPELLOR INVOLUTE			81-9054SP	VALVE PUMP DETERGENT	









	Part Number	Description	Diagram	#	Part Number	Description	Diagram
	81-9031SP	GRUNDFOS PUMP SEAL KIT			81-9034SP	GRUNDFOS MOTOR BEARING	
	91-3149SP	NUT & TAIL 6MM X 1/4 BSP (PLASTIC)			8-K00-81-040SP	DETERGENT INLET ASSEMBLY	
10	81-9049SP	PUMP COLTEC DETERGENT		17	8-K00-81-0014SP	DETERGENT CAP & HOSE ASSEMBLY	
	81-9050SP	PUMP COLTEC SQUEEZE TUBE		16	92-3011SP	DETERGENT FLOW SENSOR	
	81-9051SP	PUMP COLTEC BARB 1/4"			8-K00-81-027SP	DETERGENT HOLDER ASSEMBLY	
	81-9052SP	Min 2x - PUMP COLTEC HOSE CLAMP MINIMUM ORDER QTY 2		31	8-K00-81-023SP	ROTATING SPRAY ARM COMPLETE	
	81-9053SP	PUMP COLTEC BLACK ROLLER BLOCK			81-4184SP	BUSH NYLON 1-1/4 ID TOP	
	8-K00-81-016SP	SPIDER ASSEMBLY WD			81-4185SP	BUSH NYLON 1-1/4 ID BOTTOM	
30	8-K00-81-022SP	FIXED ARM SPRAY COMPLETE			81-4021SP	ELBOW 1/4" BSP EXTRUDE	

#	Part Number	Description	Diagram	#	Part Number	Description	Diagram
	81-4171SP	KAMLOCK SS 32MM			81-5121SP	GASKET KLINGERSIL 1/16	
	8-M00-81-209SP	Min 8x - WASHER 13/16"OD X 9/16"ID X 1.2 CO MINIMUM ORDER QTY 8			81-4150SP	SPRAY S/S 303 1/4" AFF10	
	8-5393SP	BACKNUT BRASS 1-1/4" BSP			81-4152SP	SPRAY S/S 303 1/4" BIM16	
	8-M00-81-059SP	Min 5x - SPIDER WASHER 1"OD X 9/16"ID MINIMUM ORDER QTY 5			81-4051SP	SOCKET S/S 1/4" BSP	
	8-5749SP	Min 10x - WASHER COPPER ASBES 13MM MINIMUM ORDER QTY 10			8-M00-81-192SP	Min 8x - WASHER 1"OD X 9/16"ID X 1.2 CO MINIMUM ORDER QTY 8	
	8-M00-81-198SP	HOSE – COLD WATER 920MM BRAIDED			81-8046SP	HOSE-SS BRAIDED 10mm X 1500mm G3/4 STRAIGHT X G3/4 90° ELBOW	
	81-8017SP	HOSE – DRAIN PUMP SUCTION (NO. 9)			8-M00-81-197SP	HOSE – HOT WATER 960MM BRAIDED	
	81-8020SP	HOSE WASH PUMP SECTION (NO. 8) FOR USE WITH CHECK VALVE PHA 1" BSP (81-9155SP)			8-M00-81-171SP	HOSE - 25MM T PIECE TO WASTE CUT TO LENGTH	
	81-8019SP	HOSE WASH PUMP OUTLET (NO. 7)			8-M00-81-182SP	HOSE - 25MM T PIECE TO WASTE (600MM) CUT TO LENGTH	

#	Part Number	Description	Diagram	#	Part Number	Description	Diagram
	8-M00-81-170SP	HOSE - 25MM DRAIN PUMP		26	8-M00-81-172SP	HOSE - 25MM FILL TANK TO BASIN 495MM CUT TO LENGTH	
22	8-M00-81-177SP	Hose Tundish Drain 25mm x 400mm CUT TO LENGTH			8-M00-81-173SP	HOSE - 25MM OVERFLOW TO T PIECE 495MM CUT TO LENGTH	
	81-4175SP	SEAL RUBBER 32MM K/LOCK			81-9201SP	HINGE BRASS 1"	
	8-5845SP	Min 5x - HOSE CLAMP SS 8-6MM MINIMUM ORDER QTY 5			8-M00-81-046SP	LID LOCK ATTACHMENT	
	8-5835SP	Min 5x - HOSE CLAMP SS 25-40MM MINIMUM ORDER QTY 5			8-M00-81-140SP	LID SEALING GASKET (2.5M LONG)	
	8-5837SP	Min 5x - HOSE CLAMP SS 32-50mm MINIMUM ORDER QTY 5			8-M00-81-026SP	TOP BRACKET REED SWITCH	
	8-K00-81-029SP	TUNDISH HOSES ASSEMBLY COMPLETE			8-K00-81-017SP	LID HANDLES COMPLETE	
	91-3050SP	WASHER 1" RUBBER TAP			81-4265SP	HINGE – LID	
	8-K00-81-010SP	TUNDISH ASSEMBLY COMPLETE		20	8-K00-81-037SP	LID DAMPER COMPLETE MODELS MANUFACTURED AFTER 2004	

#	Part Number	Description	Diagram	#	Part Number	Description	Diagram
	8-K00-81-011SP	TUNDISH LID ASSEMBLY			8-K00-81-014SP	LID DAMPER SUPPORT ASSEMBLY	
21	8-K00-81-019SP	WATER TANK COMPLETE		20a	811-4081SP	LID DAMPER SHAFT EXTENSION	
1	8-K00-81-020SP	LID ASSEMBLY COMPLETE			81-4211SP	SPRING GALVABOND	
	8-K00-81-024SP	FRONT PANEL COMPLETE			8-M00-81-032SP	SIDE PANEL R/H EXTERNAL	
	81-9226SP	KNOB DETERGENT DOOR			8-M00-81-033SP	SIDE PANEL L/H EXTERNAL	
	81-9221SP	DOOR CATCH BRASS BALL			8-M00-81-031SP	REAR PANEL	
	8-M00-81-038SP	DETERGENT DOOR			8-K00-81-018SP	STEAM VENT REAR COMPLETE	
	8-K00-81-025SP	BACK PANEL COMPLETE			8-M00-81-220SP	STEAM VENT SCREEN COMPLETE	
	8-M00-81-203SP	SIDE BACK PANEL L/H			8-K00-81-030SP	DRAIN SCREEN COMPLETE	



#	Part Number	Description	Diagram	#	Part Number	Description	Diagram
	8-M00-81-204SP	SIDE BACK PANEL R/H		27	8-M00-81-215SP	RACK CUP SUPPORT WD / KIDNEY BOWLS	
	8-M00-81-030SP	BACK PANEL TOP		28	8-M00-81-117SP	RACK MAIN (LARGE) WD / BOTTOM BASKET	
	8-M00-81-206SP	BOTTOM BACK SECTION PLATE		29	8-M00-81-118SP	RACK SMALL WD / BOWL RACK	
	81-5116SP ACCESSORY	INSTRUMENT BASKET			81-5458	MASK SPRAY ASSEMBLY WMT ACCESSORY	NO IMAGE AVAILABLE
	8-K00-81-110SP	HEAT DEFLECTOR ASSEMBLY ACCESSORY			81-5451	HOSE / TUBE / BAG WASHER ASSEMBLY WMT ACCESSORY	NO IMAGE AVAILABLE
	81-5452	ICE BOX WASHER ASSEMBLY WMT ACCESSORY	NO IMAGE AVAILABLE				



Manufactured by
Malmart (Australia)
ABN 95 001 717 791