



**MALMET (AUSTRALIA)
PTY LTD**

Head Office and Customer Service
ABN 95 001 717 791

9-11 McKay Avenue
PO Box 373
Leeton NSW 2705

Phone: +61 2 6953 7677
Email: info@malmet.com.au

Bedpan/Urinal Bottle Washer Disinfector

For Models:

***ES910S; ES910P; ES930S; ES930P; ES910S-D; ES910P-D;
ES930S-D; ES930P-D; ES915S-D; ES915P-D; ES935S-D; ES935P-D***



Spare Parts Catalogue

***Note: Due to Malmet's Policy of continuous product improvement;
design and technical specifications are subject to change without notice.***

Table of Contents

Layout – Front View	2
Layout – LH Side View	3
Layout – RH Side View	4
Layout – Rear View	5
Layout – Top View	6
Layout – Inside Door View.....	7
Layout – Detergent Line Assembly ES910-D/ES930-D	8
Layout – Detergent Line Diagram ES915-D/ES935-D	9
Layout –Electrical Tray ES915-D/ES935-D.....	10
Spare Parts	11

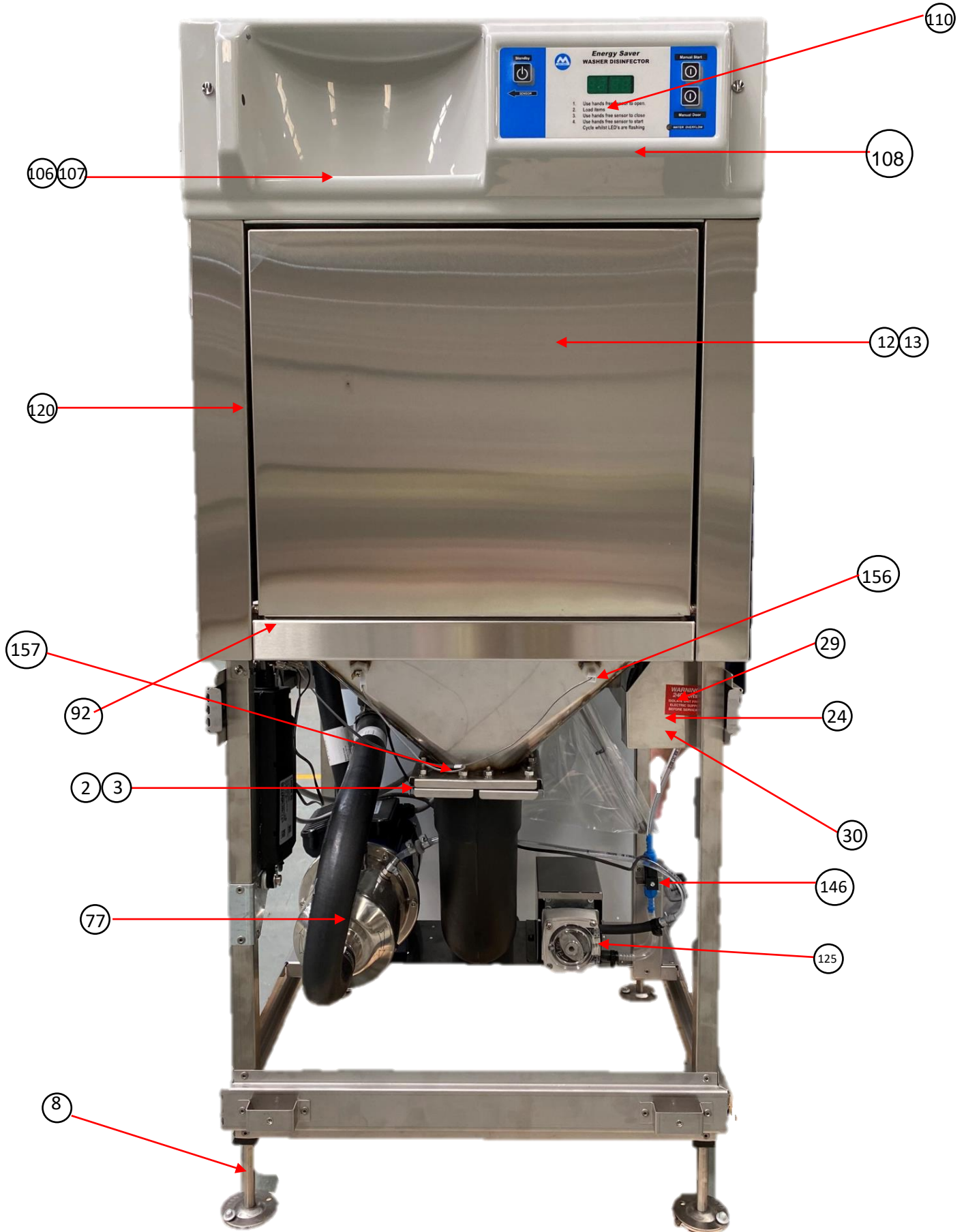
Note: *Not all numbered parts listed in this catalogue are displayed on the Layout views.*

In the interest of continued product improvement, MALMET (AUSTRALIA) reserves the right to alter specifications without notice. E. & O. E.

Text and illustration © Copyright MALMET (AUSTRALIA) 2024


All rights reserved. No part of this document may be reproduced or transmitted in any form or by any means, electronic or mechanical, including photocopying, recording or by an information storage and retrieval system, without prior permission in writing from Malmel (Australia)

Layout – Front View

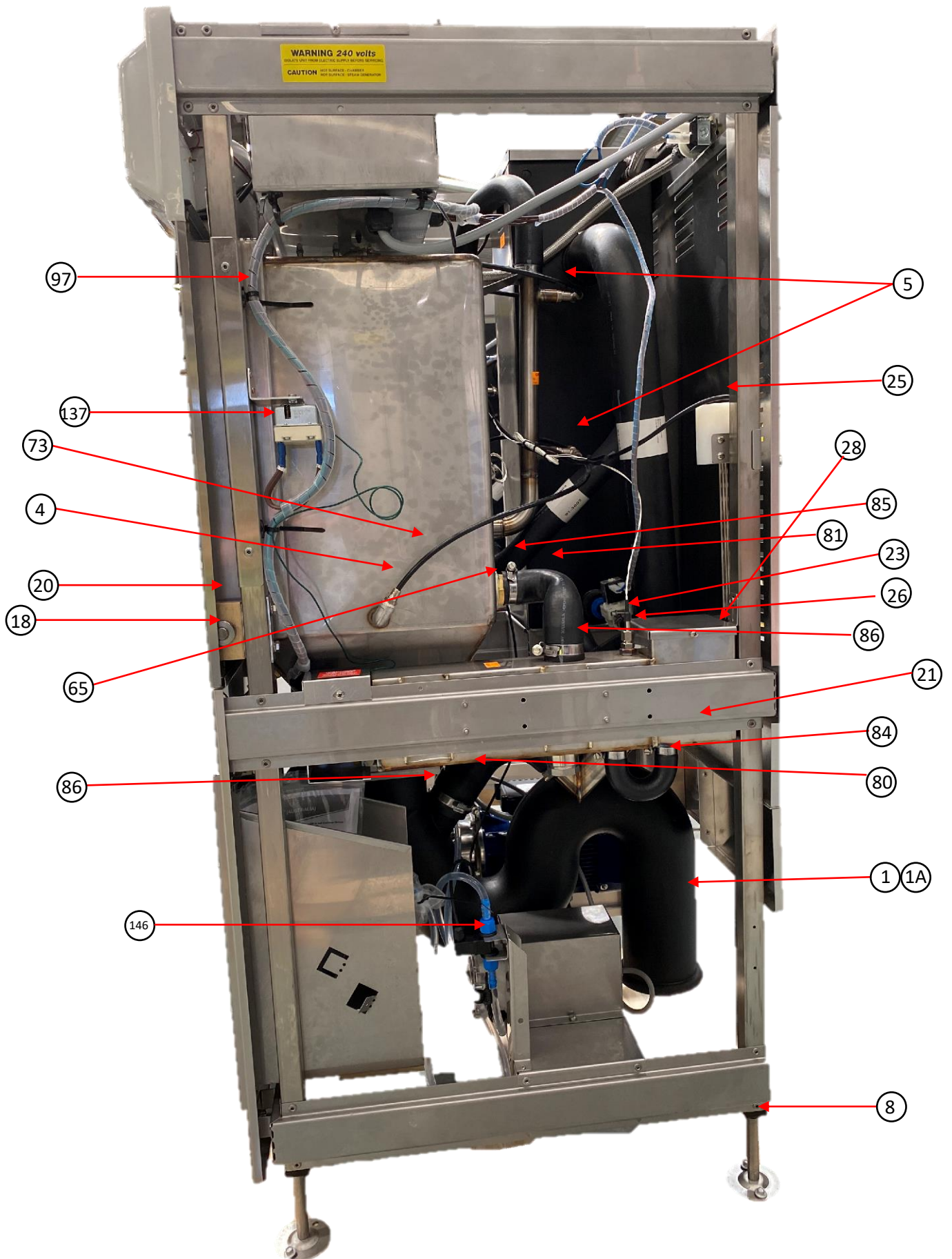




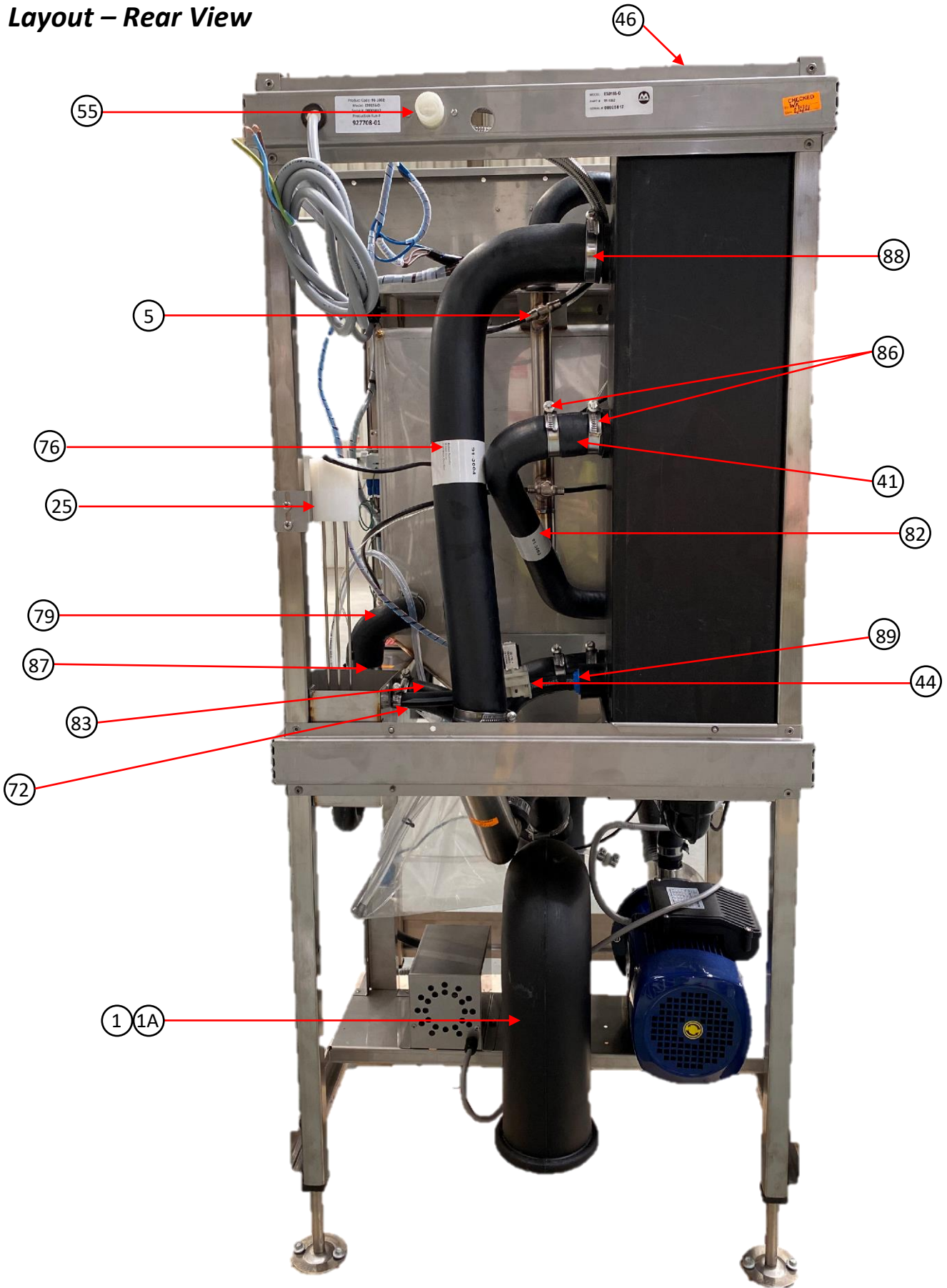
Layout – LH Side View



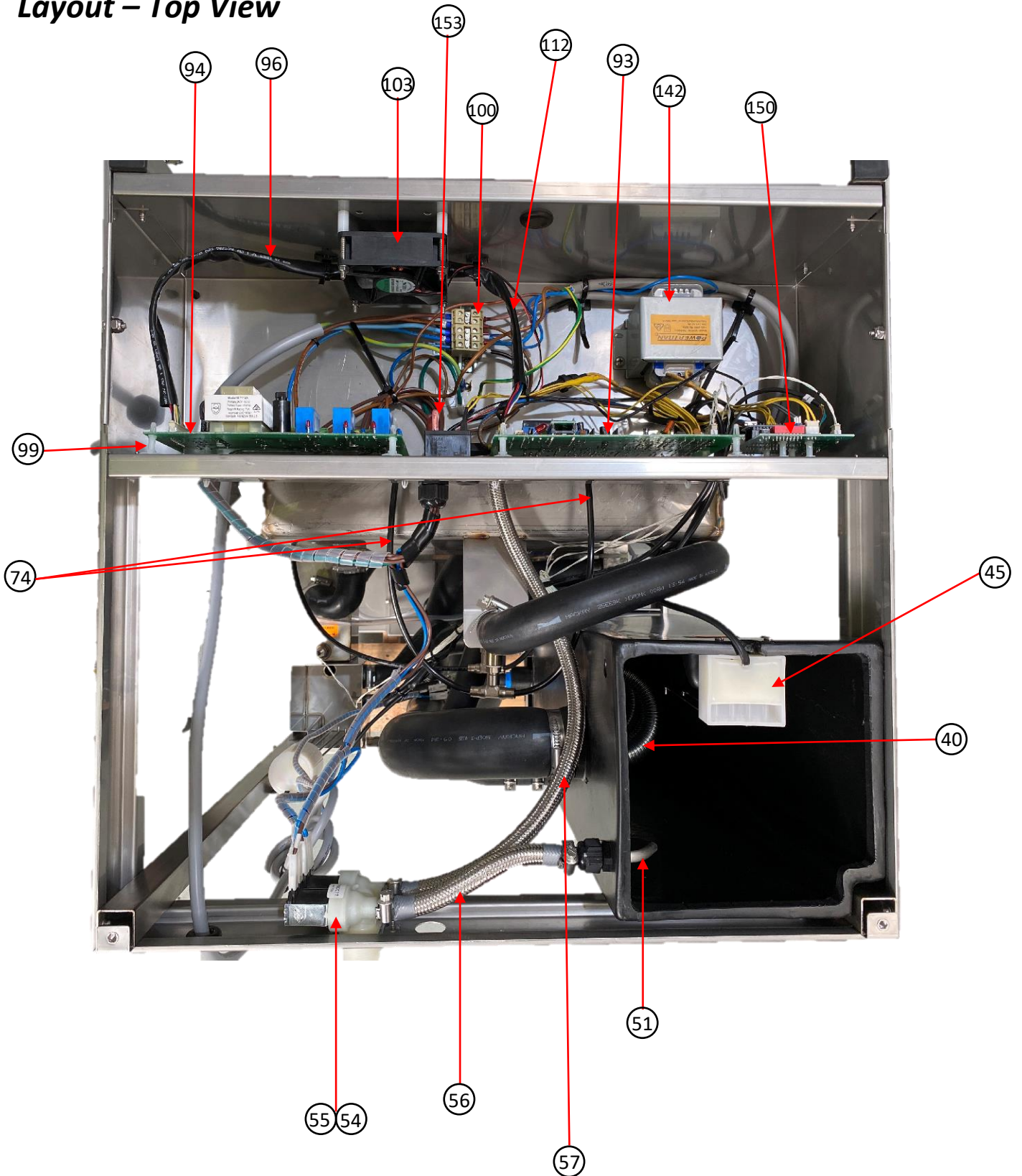
Layout – RH Side View



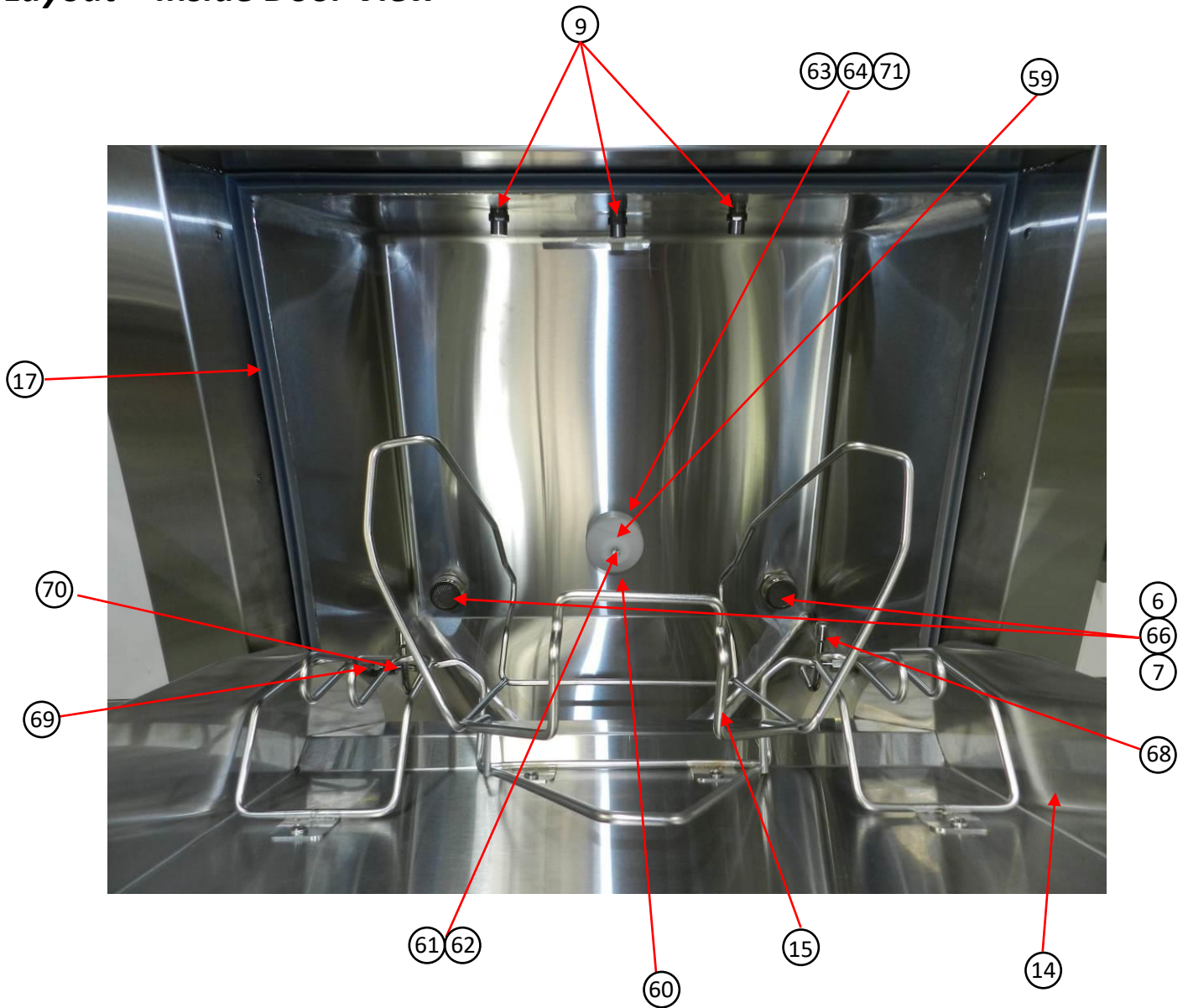
Layout – Rear View



Layout – Top View

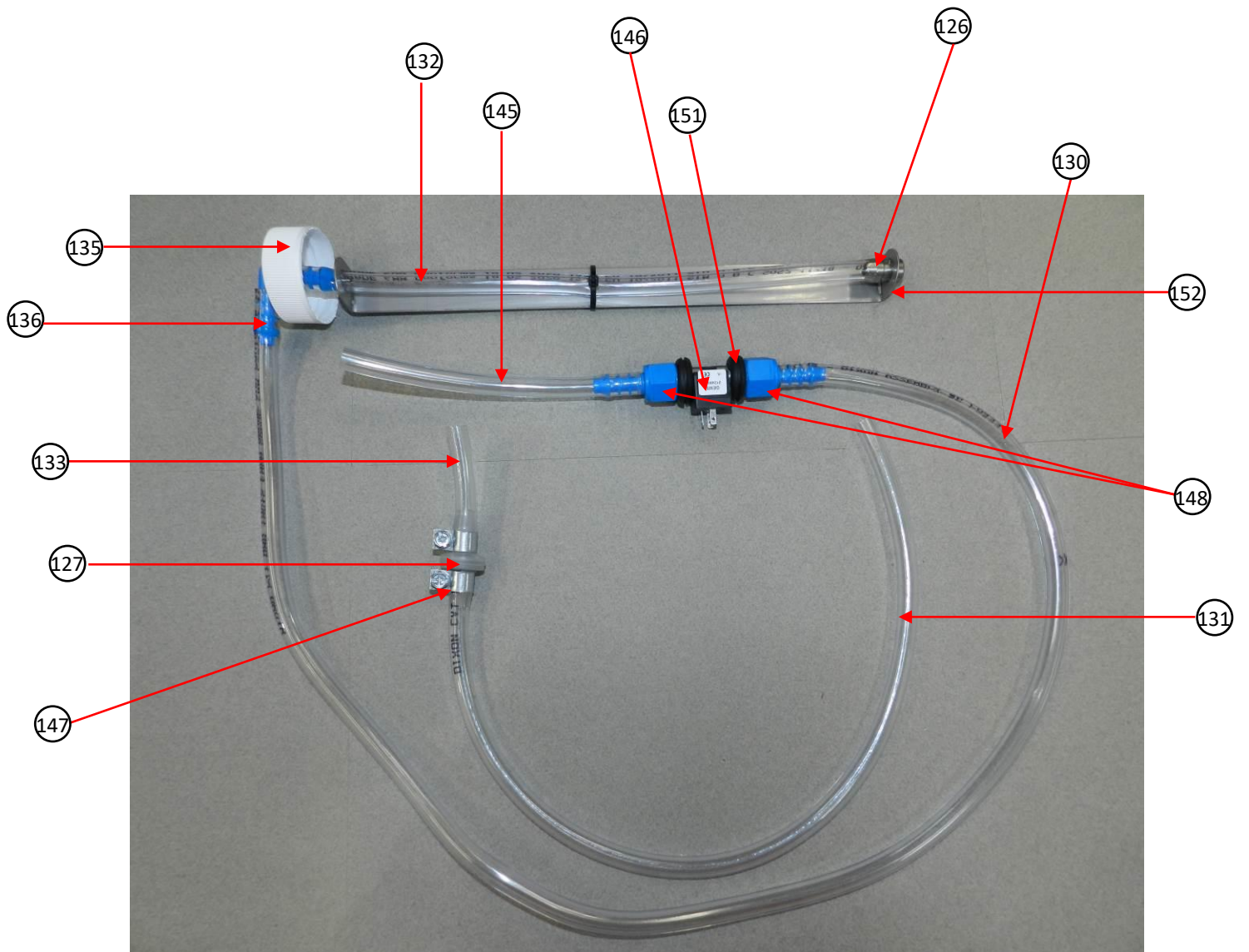


Layout – Inside Door View

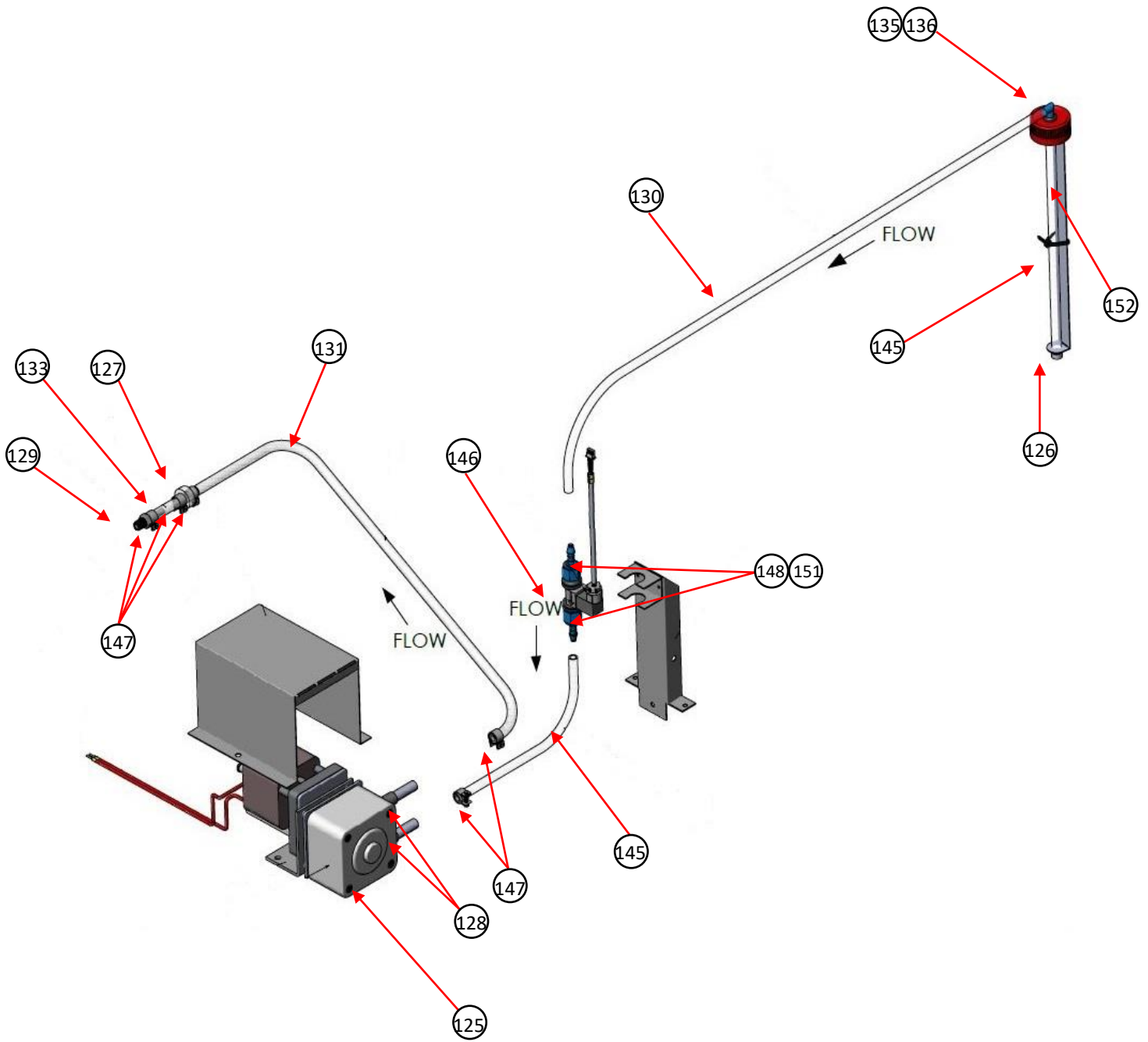


Detergent Dispenser Assembly ES915-D/ ES935-D


91-4145SP






Detergent Line Diagram ES915-D/ ES935-D



Electrical Tray ES915-D/ES935-D



#	Part Number	Description	Diagram	#	Part Number	Description	Diagram
	91-2053SP	EXTERNAL FRONT PANEL			91-2041SP	EXTERNAL TOP PANEL	
	91-4041SP	EXTERNAL SIDE PANEL RH ASSEMBLY			91-4042SP	EXTERNAL SIDE PANEL LH ASSEMBLY	
	91-4002SP	S TRAP REAR PANEL ASSEMBLY			91-4003SP	P TRAP REAR PANEL ASSEMBLY	
1	91-2028SP	TRAP 'S' ROTA MOULDED 'ES' AND 'ES-D' SERIES		1A	91-2029SP	TRAP 'P' ROTA MOULDED 'ES' AND 'ES-D' SERIES	
2	91-2031SP	GASKET S & P TRAP		3	91-2032SP	CLAMPING FLANGE S & P	
	82-3001SP	RUBBER COUPLING 101MM TO 116MM			82-4800SP	RUBBER COUPLING 100MM	
	81-8046SP	HOSE SS BRAIDED 10MM X 1500MM G $\frac{3}{4}$ " STRAIGHT X G $\frac{3}{4}$ " 90° ELBOW			81-8047SP	HOSE SS BRAIDED 1500MM G $\frac{1}{2}$ " STRAIGHT X G $\frac{3}{4}$ " 90° ELBOW	
120	91-4030SP	ES-D FRONT PANEL ASSEMBLY		17	91-3072SP	DOOR GASKET CHAMBER 'ES' & 'ES-D' SERIES	



#	Part Number	Description	Diagram	#	Part Number	Description	Diagram
14	91-2023SP	DOOR SPLASH GUARD		13	91-4011SP	ES-D DOOR WITHOUT CRADLE, SPLASH GUARD, COUNTERSUNK SCREWS NOTE: IF DOOR IS REPLACED, SPLASH GUARD MUST ALSO BE REPLACED.	
15	91-3053SP	LARGE CRADLE 'ES' SERIES		12	91-4010SP	ES-D DOOR ASSEMBLY COMPLETE WITH CRADLE, SPLASH GUARD, COUNTERSUNK SCREWS	
18	87-4821SP	½" SHAFT COLLAR ASSEMBLY		20	91-4016SP	DOOR AXLE HINGE ASSEMBLY	
8	82-8096SP	ADJUSTABLE FOOT & MULTI FIT INSERT NOT SOLD SEPARATELY		16	91-4015SP	DOOR AXLE ASSEMBLY 'ES' AND 'ES-D' SERIES	
37	91-4161SP	COLD WATER TANK ASSEMBLY (FOR 'ES' & 'ES-D' SERIES)		29	91-4004SP	COVER – ELEMENT ELECTRICAL ASSEMBLY	
28	91-4008SP	LID ASSEMBLY – STEAM TANK		37	91-2036SP	COLD WATER TANK (TANK ONLY)	
21	91-4155SP	STEAM GENERATOR ASSEMBLY 20 AMP ES-D MODELS COMPLETE WITH ELEMENT AND TEMPERATURE PROBE		46	91-4091SP	COLD WATER TANK LID ASSEMBLY	
159	91-3130SP	TEMPERATURE PROBE-DUPLEX THERMISTORS		21	91-4156SP	STEAM GENERATOR WELD ASSEMBLY ONLY FOR 20 AMP ES-D MODELS	
				23	81-2405SP	TEMPERATURE PROBE; NUT & ¼" BRASS OLIVE	

#	Part Number	Description	Diagram	#	Part Number	Description	Diagram
	81-2026SP	GASKET ELEMENT		24	91-3040SP	HEATING ELEMENT 4.5KW	
25	91-3114SP	HOT WATER LEVEL PROBE – 3 WAY		30	91-3300SP	ELEMENT 1-1/4" BSP 2200W 10 AMP MODELS	
21	91-4142SP	10 AMP STEAM GENERATOR WELDED SUB ASSEMBLY ONLY		21	91-4141SP	10 AMP STEAM GENERATOR ASSEMBLY COMPLETE WITH ELEMENT AND TEMPERATURE PROBE	
33	91-3014SP	ES-D PUMP DW4-40		33	91-4081SP	ES-D PUMP ASSEMBLY DW4-40 COMPLETE WITH HOSE FITTINGS	
55	91-3067SP	WATER INLET SOLENOID 339		44	91-3068SP	WATER SOLENOID VALVE 3/8" (FOR ES915 & ES935 MODELS ONLY)	
54	91-4096SP	MAINS WATER INLET ASSEMBLY COMPLETE WITH ELBOW, SOLENOID AND HOSES (AFTER FEBRUARY 2006 UNIT S/N: 010600192)			91-5220SP	ES STEAM GENERATOR 3/8 VALVE FILL LINE RETROFIT KIT (FOR ES910 & ES930 MODELS)	
51	91-2071SP	WATER INLET TUBE (COLD WATER TANK)		45	91-3115SP	COLD WATER LEVEL PROBE 4 WAY	
26	8-4191SP	BRASS FITTING THERMOCOUPLE			822-4461SP	MESH S/S 30MM X 30MM MIN ORDER QTY 10 (PRIOR FEBRUARY 2006 UNIT S/N: 010600191)	
59	91-4061SP	NOZZLE – ROTARY 3 SLOT ASSEMBLY (ES-D SERIES)		60	91-2130SP	NOZZLE – ROTARY 3 SLOTS (D1) (ES-D SERIES)	
	8-0070SP	AIRLINE FITTING 3/8" X 1/4" (TOP CENTRE SPRAY)		62	8-5248SP	SCREW SHOULDER SS 8/32"	



















#	Part Number	Description	Diagram	#	Part Number	Description	Diagram
61	8-5765SP	WASHER NYLON 16FW010125 MIN ORDER QTY 10		63	91-4062SP	NOZZLE – AXLE ASSEMBLY	
65	91-3047SP	WASHER TEFLON 40OD X 30.5ID X 1.6T MIN ORDER QTY 2		64	91-3037SP	WASHER TEFLON 25MM MIN ORDER QTY 2	
4	91-3034SP	SPRAY PRESS LOCK FITTING		5	91-3035SP	SPRAY 'T' PRESS LOCK FITTING	
9	81-4152SP	SPRAY SS 303 1/4" BIM16		71	8-5383SP	BACKNUT CHROMED 3/4" BSP	
68	91-4027SP	RH BOTTLE SPRAY ASSEMBLY		69	91-4028SP	LH BOTTLE SPRAY ASSEMBLY	
	91-4029SP	BOTTLE SPRAY SET LH/RH		66	91-4035SP	STEAM FITTING MESH & NUT ASSEMBLY	
6	91-3048SP	STEAM FITTING MESH NUT		7	91-2093SP	STEAM – IN/OUT MESH MIN ORDER QTY 10	
	81-4415SP	HOSETAIL 43MM X 1- 1/4" BSP P3		70	91-3033SP	NUT & OLIVE 1/4" BSP CHROME PLATED	
	91-3171SP	HOSE TAIL 90DEG 1- 1/4"BSP 38MM TAIL			91-3025SP	HOSETAIL 13MM X 1/2" BSP MALE	



#	Part Number	Description	Diagram	#	Part Number	Description	Diagram
36	91-3024SP	HOSETAIL 25MM HOSE X 1" BSP		129	91-3183SP	HOSETAIL SS 1/4" HOSE TO M10 (1.25) MALE	
78	91-3006SP	HOSE – PUMP TO SPRAY NOZZLES			91-3155SP	10MM HOSE 1/2" BSPT MALE - FLANGE STRAIGHT HOSE CONNECTOR	
80	91-3009SP	HOSE – OVERFLOW TO TRAP		81	91-3002SP	HOSE – STEAM GENERATOR TO CHAMBER	
82	91-3003SP	HOSE – CHAMBER TO STEAM COIL		83	91-3007SP	HOSE – STEAM GENERATOR TO OVERFLOW	
84	91-3170SP	HOSE – HOSE BEND 180 RUBBER			91-2221SP	HOSE - 38MM RUBBER L-240	
73	91-2080SP	SPRAY LINE TO BOTTLE HOOKS		74	91-2081SP	SPRAY LINE TO TOP WASH NOZZLES	
76	91-3004SP	HOSE – COLD WATER TANK OVERFLOW		77	91-3005SP	HOSE – COLD WATER TANK TO PUMP	
56	91-2116SP	HOSE - TANK INLET		57	91-2117SP	HOSE - CHAMBER COOLDOWN	
72	91-2079SP	HOSE – COLD WATER TO STEAM GENERATOR		79	91-3008SP	HOSE – STEAM COIL TO OVERFLOW	
	91-2078SP	HOSE 1/2" RUBBER L-230 COLD WATER TO STEAM GENERATOR 230MM – FOR ES WITH COPPER STEAM GENERATOR		40	91-2072SP	STEAM CONDENSER COIL	
41	91-2087SP	HOSE SPACER – CONDENSING COIL MIN ORDER QTY 2		128	91-3157SP	HOSE CLAMP CT10 TUBE CLIP 10MM	
147	91-3164SP	HOSE CLAMP 9-11MM MIN ORDER QTY 5		85	8-5835SP	HOSE CLAMP SS 25-40MM MIN ORDER QTY 5	

#	Part Number	Description	Diagram	#	Part Number	Description	Diagram
86	8-5837SP	HOSE CLAMP SS 32 -50MM MIN ORDER QTY 5		87	8-5841SP	HOSE CLAMP SS 16-25MM MIN ORDER QTY 5	
88	8-5840SP	HOSE CLAMP SS 50-70MM MIN ORDER QTY 5		89	8-5848SP	HOSE CLAMP SS 12-20MM MIN ORDER QTY 5	
93a	91-3160SP	PCB + OTP 'ES' SERIES 20 AMP		93b	91-3161SP	PCB+ OTP 'ES-D' SERIES 20 AMP	
93c	91-3162SP	PCB + OTP 'ES' SERIES 10 AMP		93d	91-3163SP	PCB + OTP 'ES-D' SERIES 10 AMP	
94	91-3103SP	RELAY BOARD POWER SUPPLY PCB		150	81-2404SP	INTERCEPTOR PCBA CM111C (CM111002)	
	91-3098SP	OVER/TEMP PCB		110	91-3102SP	DISPLAY PCB	
	91-3104SP	TRANSMITTER PCB		99	81-2308SP	CIRCUIT BOARD PILLAR- STANDOF MIN ORDER QTY 5	
	91-3143SP	OTP D-FLUSH (SPECIAL)		108	82-2237SP	ES-D OVERLAY	
107	91-4076SP	FRONT PANEL WITH OVERLAY 'ES' SERIES		106	91-4075SP	CONTROL PANEL ASSEMBLY 'ES' & 'ES-D' SERIES	
90	91-4086SP	DOOR ACTUATOR ASSEMBLY		158	91-5120SP	DOOR MICRO SWITCH & BRACKET ES SERIES	
92	82-2361SP	MICRO SWITCH		98	91-3111SP	HARNESS DOOR SWITCH	
	91-3109SP	HARNESS INFRA-RED LED DISPLAY					



#	Part Number	Description	Diagram	#	Part Number	Description	Diagram
	91-4123SP	HARNESS-DETERGENT FLOW SENSOR 1.5M ('ES-D' 915/935 MODELS)			91-3110SP	CYCLE START LED LEAD	
97	91-3108SP	HARNESS MAIN		112	91-3107SP	HARNESS DISPLAY	
	91-3106SP	HARNESS 12 WAY BOARD		96	91-3106SP	HARNESS 12 WAY BOARD	
154	91-3131SP	HARNESS INTERCEPTOR PCB 4-WAY		155	91-3132SP	HARNESS DISPLAY TO INTERCEPTOR 7 WAY	
103	91-4068SP	FAN SUNON 80X80X25 24VDC		142	91-4072SP	TRANSFORMER ASSEMBLY 'ES-D' SERIES	
137	91-3059SP	ELEMENT OVERTEMP SWITCH 115°C		100	91-4036SP	TERMINAL BLOCK ASSEMBLY	
153	91-3126SP	DETERGENT PARALLEL 24V RELAY AND HARNESS		157	91-3133SP	HARNESS BLOCKAGE SENSOR DUPLEX 1310mm (D2186V04)	
156	92-4149SP	BLOCKAGE SENSOR ASSEMBLY 12MM X 20MM		125	81-9049SP	PUMP COLTEC DETERGENT	
	81-9050SP	PUMP COLTEC SQUEEZE TUBE			81-9051SP	PUMP COLTEC BARB 1/4"	



#	Part Number	Description	Diagram	#	Part Number	Description	Diagram
	91-3195SP	POM - FLOW SENSOR (SP)		146	92-3011SP	DETERGENT FLOW SENSOR – FT-210	
152	92-2145SP	DETERGENT TUBE STIFFENER			91-5205SP	DETERGENT LINE KIT FOR ES915-D & ES935-D	
130 131 132 133 135 145	82-8425SP	TUBE BEVERAGE 6MM CLEAR PER METRE			91-5215SP	DETERGENT FLOW SENSOR RELOCATION KIT	
	91-4145SP	DETERGENT DISPENSER ASSEMBLY		126	81-9054SP	VALVE PUMP DETERGENT	
148	91-3149SP	NUT & TAIL 6MM X ¼ BSP (PLASTIC)		127	91-3226SP	CHECK VALUE P/PROP-VITON ¼"	
	91-3159SP	MALE THREADED ELBOW 6MM X 3/8 BSPT		136	91-3153SP	BARBED ELBOW 6MM:6MM	
	5-30-405SP	GROMMET RUBBER ½" A5 MIN ORDER QTY 5		151	82-2368SP	GROMMET 5/8	



Manufactured by
Malmart (Australia)
ABN 95 001 717 791